



28 August 2024

Investor Webinar Presentation

Southern Palladium Limited (ASX Code: SPD and JSE Code: SDL) releases the Company's Investor Presentation for an Investor Webinar to be held later today.

Anyone wishing to attend the webinar must register using the below link.

Webinar Details

Date and time: 3:00 PM AEST (1:00 PM AWST and 7.00AM SAST) on **Wednesday, 28 August 2024**

Register via: https://us02web.zoom.us/webinar/register/WN_TzsOmHDqQkmtzcsK-7ZfBg

Authorised by the Company Secretary.

For further information, please contact:

Johan Odendaal
Managing Director
Southern Palladium
Phone: +27 82 557 6088
Email: johan.odendaal@southernpalladium.com

Media & investor relations inquiries: Sam Jacobs, Six Degrees Investor Relations: +61 423 755 909



Follow [@SouthernPalladium](https://twitter.com/SouthernPalladium) on Twitter



Follow [Southern Palladium](https://www.linkedin.com/company/southern-palladium) on LinkedIn

About Southern Palladium:

Southern Palladium Limited (ASX:SPD, JSE:SDL) is a dual-listed platinum group metal (PGM) company developing the advanced Bengwenyama PGM project, particularly rich in palladium/rhodium, in South Africa. The project is located on the Eastern Limb of the Bushveld Complex, which contains more than 70% of the world's known Platinum Group Metal (PGM) Resources.

Southern Palladium Limited

ACN 646 391 899

Level 1, 283 George Street, Sydney NSW 2000 Australia

The Company, holding a 70% stake in the project, will primarily concentrate on delivering a Pre-Feasibility study. Additionally, following the completion of a geophysical survey conducted in 2022 and the September 2023 submission of the Mining Right application, they will oversee the completion of the diamond drill programme initiated in August 2022, along with several other concurrent technical studies.

Bengwenyama presents a substantial opportunity in the global PGM market. Previous exploration efforts have already yielded a JORC 2012-compliant Inferred Mineral Resource of 25.12Moz within two ore horizons—the UG2 chromitite and Merensky Reef, achieved in 2023.

Moreover, an assessment conducted by mining industry consultants CSA Global in 2021, has identified a significant exploration target beyond the currently explored area. The Company is led by a seasoned on-ground management team, including some of South Africa's most distinguished mining industry executives.

JORC Compliance Statement

The information is extracted from the report entitled “Bengwenyama UG2 Mineral Resource Update: Measured Resource of 2.3 Moz at 10g/t (7E), Total Combined Resource now 35 Moz” created on 27 August 2024 and is available to view on www.southernpalladium.com. The company confirms that it is not aware of any new information or data that materially affects the information included in the original market announcement and, in the case of estimates of Mineral Resources or Ore Reserves, that all material assumptions and technical parameters underpinning the estimates in the relevant market announcement continue to apply and have not materially changed. The company confirms that the form and context in which the Competent Person’s findings are presented have not been materially modified from the original market announcement.



BENGWENYAMA PGM PROJECT: MINERAL RESOURCE UPDATE

INVESTOR PRESENTATION – 28 August 2024 | ASX: SPD | JSE: SDL



DISCLAIMER



The following disclaimer applies to this investor presentation (Presentation). You should read this disclaimer carefully before reading or making any other use of this Presentation or any information contained in this Presentation. By accepting this Presentation, you represent and warrant that you are entitled to receive this Presentation in accordance with the restrictions, and agree to be bound by the limitations, contained within it. This presentation has been prepared by Southern Palladium Limited ACN 646 391 89 (Company) for the purposes of its non-deal roadshow.

This Presentation contains summary information about the Company and its subsidiaries (Group) and their activities which is current only as at the date of this Presentation. The information in this Presentation is of a general nature and does not purport to be complete or comprise all the information which a prospective investor may require in evaluating a possible investment in the Company or that would be required in a prospectus or other disclosure document prepared in accordance with the requirements of the Corporations Act 2001 (Cth) (Corporations Act). The distribution of this Presentation (including an electronic copy) outside Australia may be restricted by law. If you come into possession of this Presentation, you should observe such restrictions and seek your own advice on such restrictions. Any non-compliance with these restrictions may contravene applicable securities laws.

The information contained in this Presentation is not financial product, investment, legal, taxation or other advice or any recommendation to acquire securities in the Company. No reliance may be placed for any purpose whatsoever on the information contained in this Presentation. This Presentation does not and will not form any part of any contract for the acquisition of securities in the Company. This Presentation has been prepared without taking into account your investment objectives, financial situation or particular needs. Before making an investment decision, you should make your own enquiries and investigations, and consider whether it is a suitable investment for you in light of your own investment objectives, financial situation and particular needs, having regard to the merits or risks involved. An investment in securities in the Company is subject to investment and other known and unknown risks, some of which are beyond the control of the Group. The Company does not guarantee any particular rate of return or the performance of its securities, nor does it guarantee any particular tax treatment. You should carefully consider the risks outlined in this Presentation before making an investment decision.

This Presentation contains forward looking statements, including statements regarding the Company's intentions, beliefs or current expectations about the Group's business and operations, and market conditions. Forward looking statements can generally be identified using forward looking words such as, "expect", "anticipate", "likely", "intend", "should", "could", "may", "predict", "plan", "propose", "will", "believe", "forecast", "estimate", "target" and other similar expressions. Forward looking statements are provided as a general guide only and should not be relied upon as an indication or guarantee of future performance. Forward looking statements involve known and unknown risks, uncertainties, assumptions and contingencies which are subject to change without notice, as are statements about market and industry trends which are based on interpretations of current market conditions. Actual results, performance or achievements may vary materially from any forward looking statements and the assumptions on which statements are based. Except as required by law or regulation, the Group disclaims all obligations to update publicly any forward looking statements, whether as a result of new information, future events or results or otherwise. Past performance information given in this Presentation is given for illustrative purposes only and should not be relied upon as an indication of future performance.

Certain market and industry data used in connection with this Presentation may have been obtained from research, surveys or studies conducted by third parties, including industry or general publications. Neither the Group nor its representatives have independently verified any such market or industry data provided by third parties or industry or general publications. No representation or warranty, express or implied, is made as to its fairness, accuracy, correctness, completeness or adequacy.

None of the Group's advisers, directors, officers, employees or agents have authorised, permitted or caused the issue, dispatch or provision of this Presentation nor, except to the extent referred to in this Presentation, made or purported to make any statement in this Presentation. To the maximum extent permitted by law, the Group and its advisers expressly disclaim all liabilities and responsibility in respect of any expenses, losses, damages or costs incurred by any recipient as a result of the use or reliance on anything contained in or omitted from the information in this Presentation, including, without limitation, any liability arising from fault or negligence or otherwise, and make no representation or warranty, express or implied, as to the fairness, currency, accuracy, reliability or completeness of the information contained in this Presentation.

This Presentation does not constitute an offer to sell, or the solicitation of an offer to buy, any securities in the United States. This Presentation may not be distributed or released in the United States. Securities in the Company have not been, nor will be, registered under the U.S. Securities Act of 1933, as amended (U.S. Securities Act) or the securities laws of any state or other jurisdiction of the United States. Accordingly, the securities in the Company may not be offered or sold, directly or indirectly to, persons in the United States or persons who are acting for the account or benefit of a person in the United States unless they have been registered under the U.S. Securities Act (which the Company has no obligation to do so or procure) or in a transaction exempt from, or not subject to, the registration requirements of the U.S. Securities Act and any other applicable U.S. state securities laws.

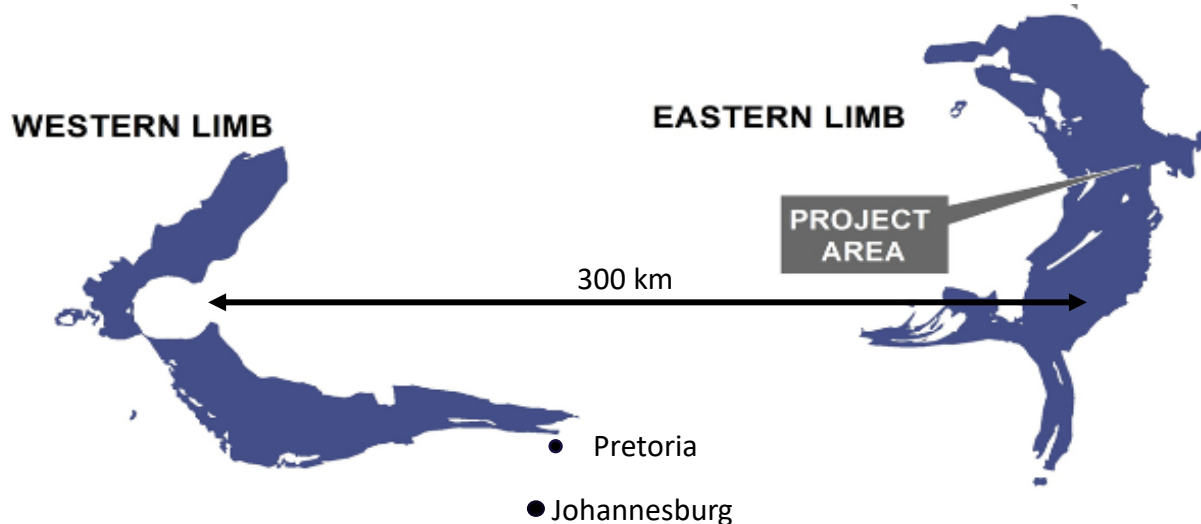
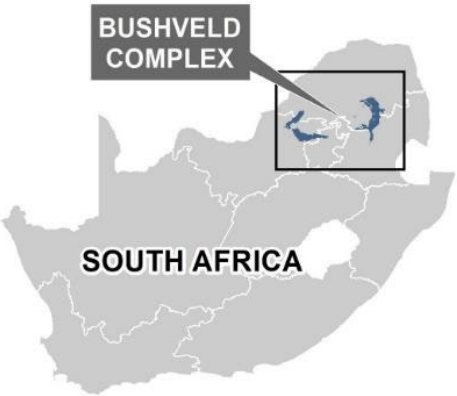
All dollar values are in Australian dollars, unless otherwise stated.

SOUTHERN PALLADIUM

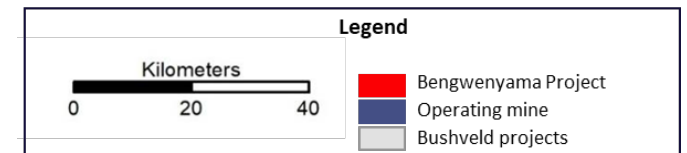
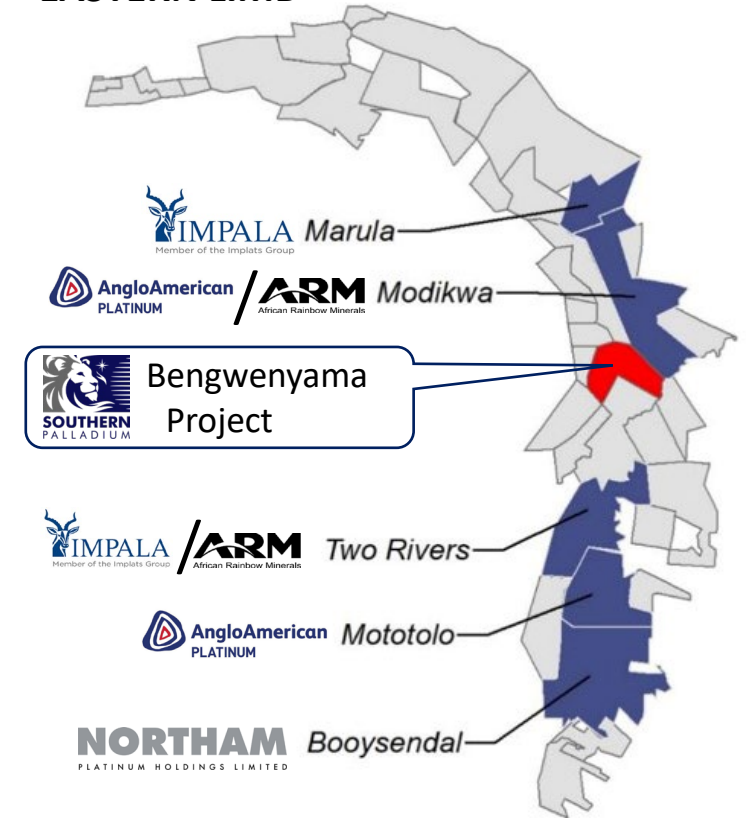
OUR PURPOSE – CREATE SHARED VALUE THROUGH COOPERATIVE PARTNERSHIP



- **New Resource update confirms Tier 1 PGM project:**
35 Moz
- **Shallow orebody:** Early UG2 development focus ~ 250m
- **High grade orebody:** Measured resource section of the UG2 at a grade of 10g/t (7E)



EASTERN LIMB



OUR ACHIEVEMENTS AND GOALS

PROJECT DELIVERY ON-TIME AND ON-BUDGET – KEY MILESTONES



Jun 2022

Aug 2022

Sept 2023

Feb 2024

Jul 2024

Aug 2024

4Q 2024

2025/2026

Fully Funded

Future Funding

2022

2023

2024

2025/26

SCOPING STUDY RESULTS– FEB 2024 ¹

330KOZ PGM PER YEAR AT US\$771/OZ. NPV₈ OF US\$700M POST TAX

2 Mtpa UG2 Reef

PGM Concentrate (LOM avg)

50 Kt p.a. @ 2.5% mass pull

Annual production (LOM avg)

330 Koz p.a. 6E

130 Koz p.a. Pt

125 Koz p.a. Pd

27 Koz p.a. Rh

4 Koz p.a. Au

+ Ru, Ir, Ni, Cu

Chrome Conc.

140 Kt p.a.

Peak Funding Requirement

US\$403 million (incl. ~15% contingency)

EBITDA (LOM avg)

US\$200 million pa

Free cashflow (post-tax)

US\$135 million p.a.

Costs (LOM avg)

Cash Costs – US\$717/ 6E oz

AISC – US\$836/ 6E oz

NPV_{8%} (post-tax)

US\$700 million ²

IRR (post-tax)

21%

Payback period

4.5 years

(from start of plant production)

EBITDA margin

43%

Source:

1. ASX Announcement 1 February 2024
2. Note: Indicative NPV ignores residual value beyond modelled life or any exploration upside and hence is not considered.
3. 6E – Platinum, Palladium, Rhodium, Ruthenium, Iridium + Au
7E – Includes Osmium

SCOPING STUDY RESULTS– FEB 2024 ¹

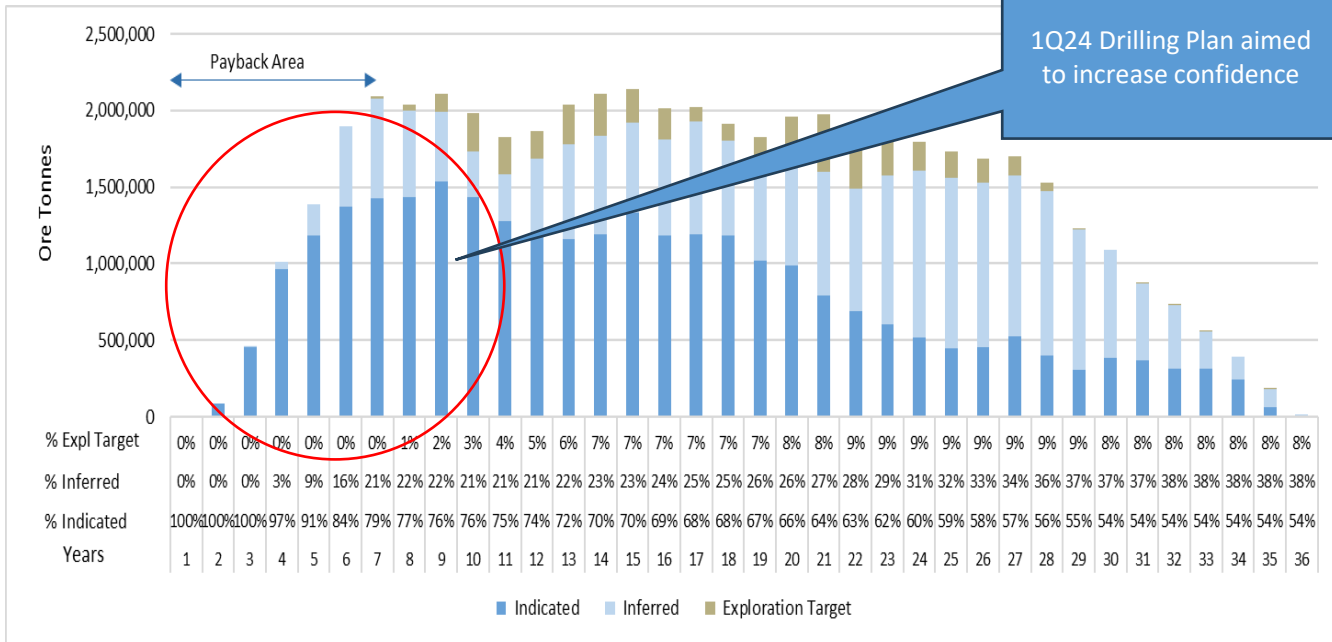
MINING INVENTORY TOTALS 11 MILLION OUNCES AT 6.55G/T (7E)



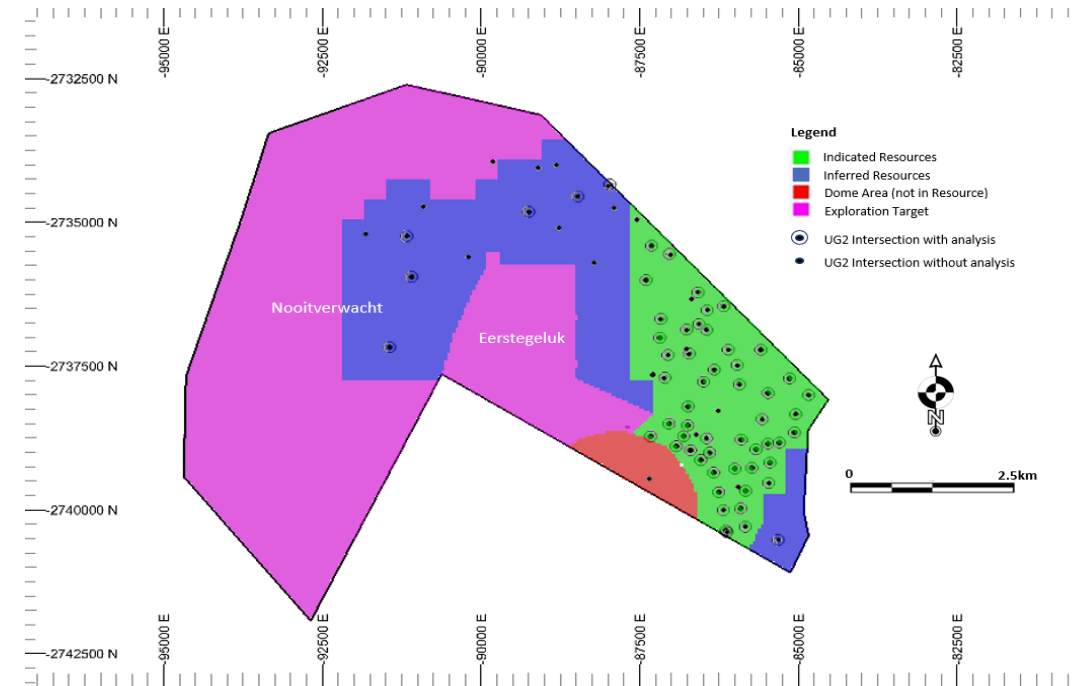
Mining Inventory	Tonnes	Grade 4E	Grade 7E	Content 4E	Content 7E	Contribution
	Mt	g/t	g/t	Koz	Koz	%
Indicated	28.04	5.36	6.47	4,837	5,830	54%
Inferred	19.69	5.50	6.66	3,481	4,215	38%
Exploration Target	4.17	5.43	6.59	724	883	8%
Total	51.90	5.42	6.55	9,042	10,928	100%

~ 79% of the tonnes in the payback period in the Indicated Mineral Resource category with the remainder in inferred. There is still a total of 4.8 Moz 7E indicated (~80% of the indicated mining inventory) in the mine plan after the payback period.

Mineral Resources Category Diluted LoM plan



UG2 Minerals Resource at Dec 2023 – 16Moz ²



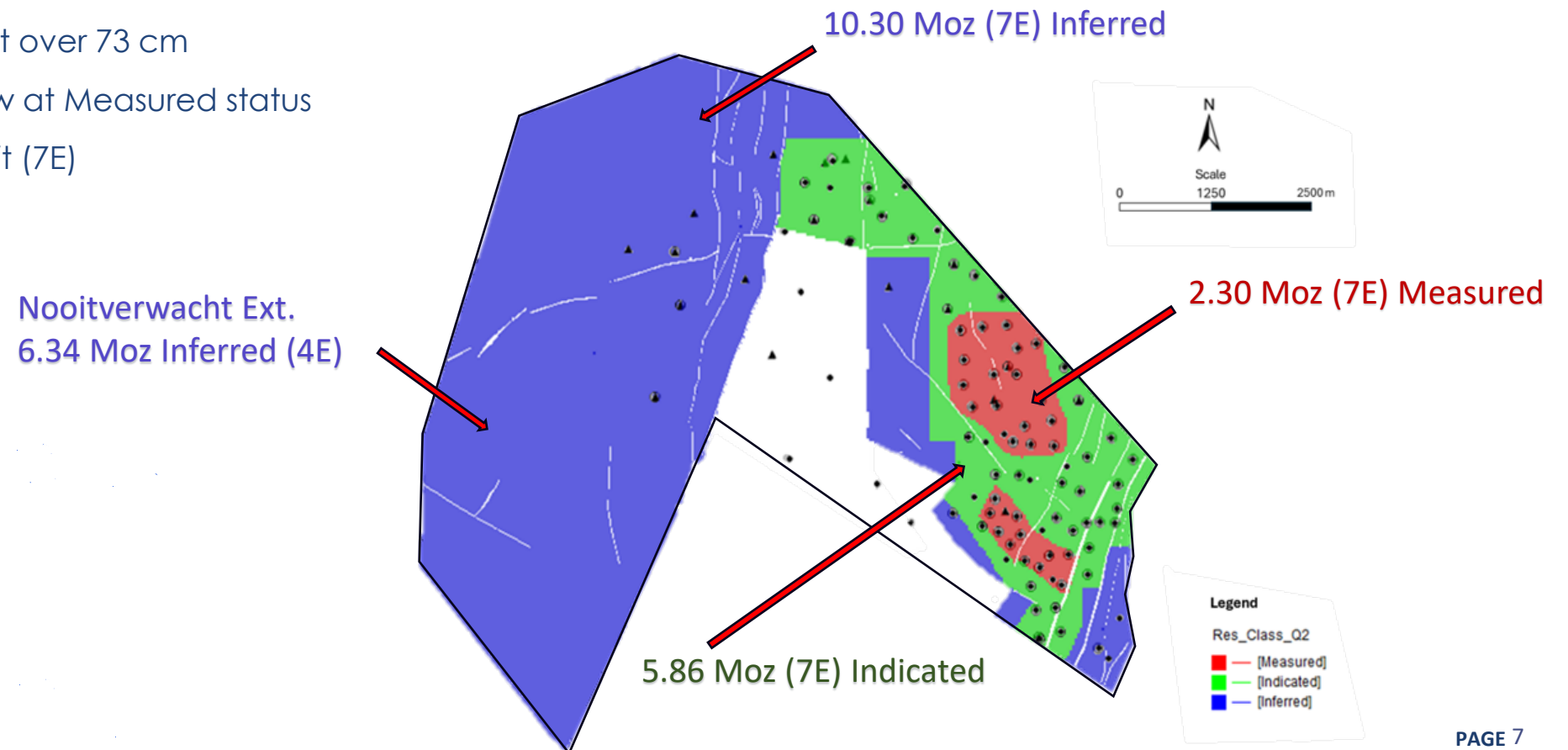
Source:

1. ASX Announcement 1 February 2024
2. ASX Announcement 7 December 2023

BENGWENYAMA UG2 MINERAL RESOURCE UPDATE ¹

FOCUS IS STILL ON THE MOST ECONOMIC UNIT, THE UG2 REEF: 25MOZ

- UG2 Mineral Resource (M+I+I) now totals 24.81 Moz
- M&I Mineral Resource has increased by 25% to 8.17 Moz (7E)
- M&I at a grade of 9.89 g/t over 73 cm
- 28% of the UG2 M&I is now at Measured status
- Measured 2.3Moz at 10g/t (7E)

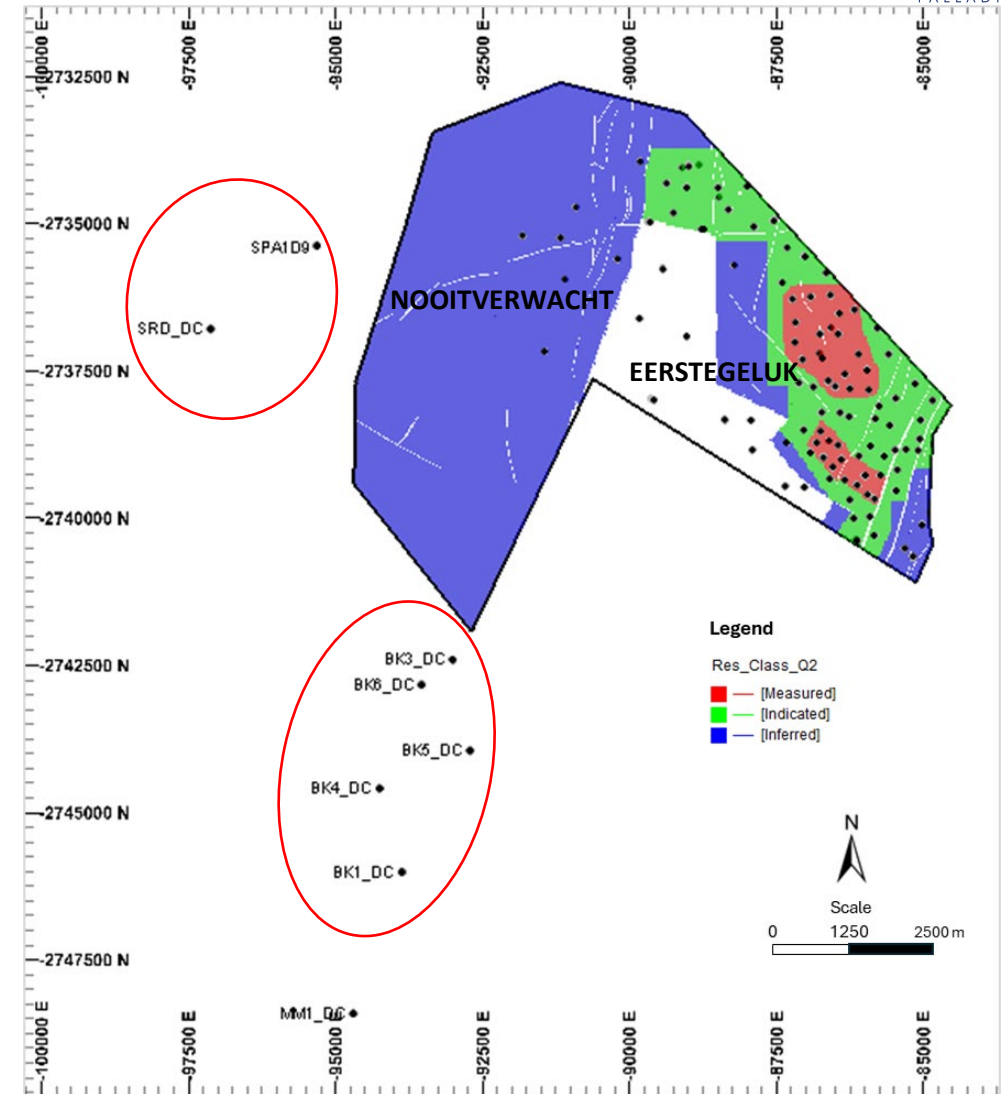
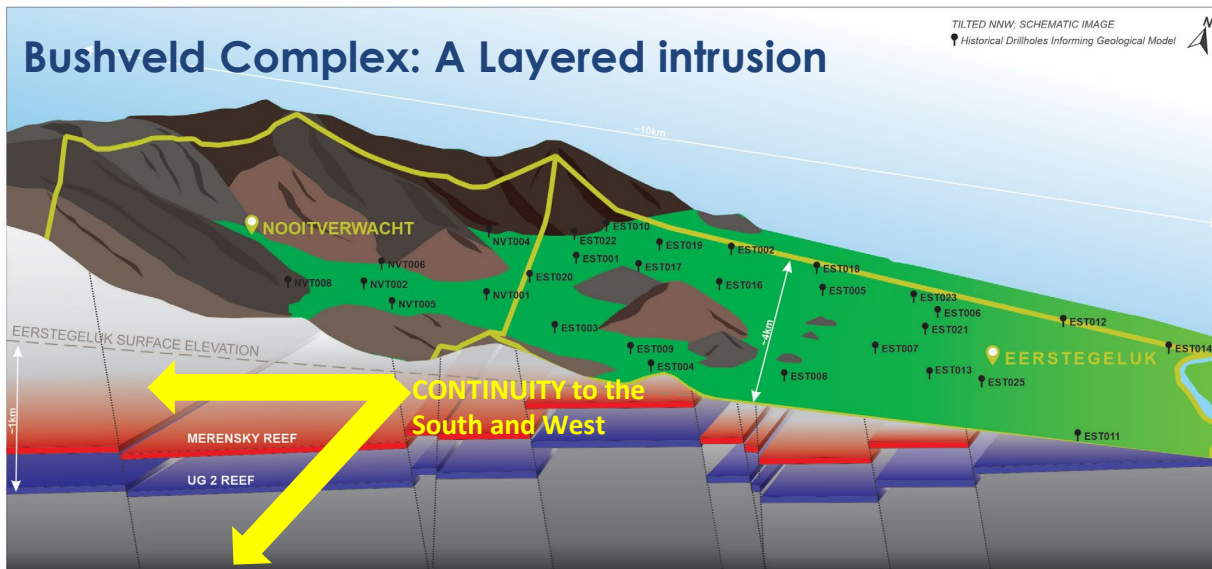


Source:
1. ASX Announcement 27 August 2024

BENGWENYAMA UG2 MINERAL RESOURCE UPDATE ¹

81% INCREASE IN INFERRED RESOURCES

- Both the Merensky and UG2 are tabular orebodies.
- Drillhole data obtained confirmed the continuity of the UG2 reef to and beyond the Nooitverwacht boundary.
- Inferred UG2 reef could be extrapolated further to the South and West
- Change in domain and richer in platinum

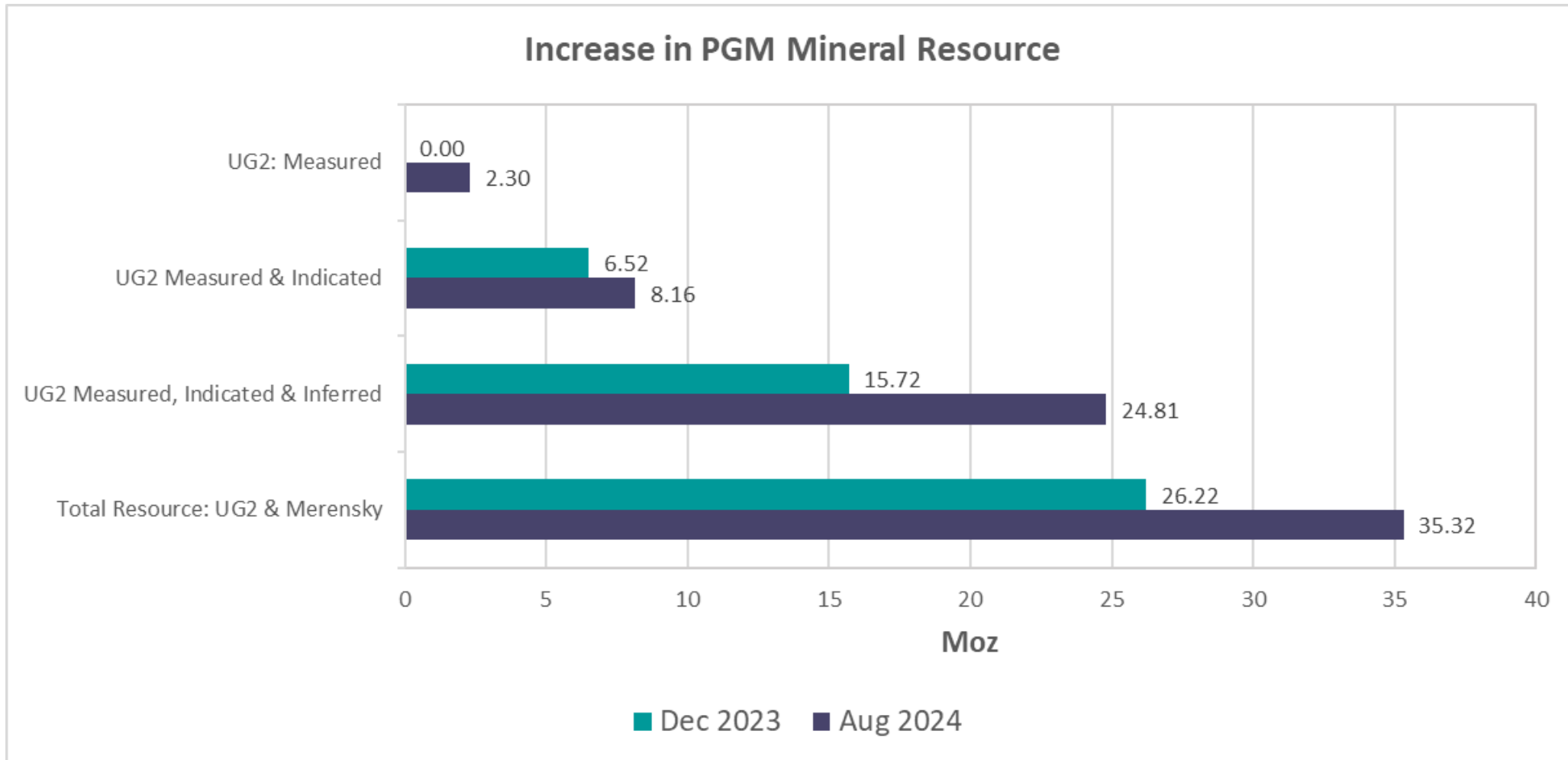


Source: 1. ASX Announcement 27 August 2024

BENGWENYAMA MINERAL RESOURCE – COMPARATIVE INCREASE



Combined Mineral Resource for the UG2 and Merensky Reef now totals 35.32 Moz, up 35% from previous estimate



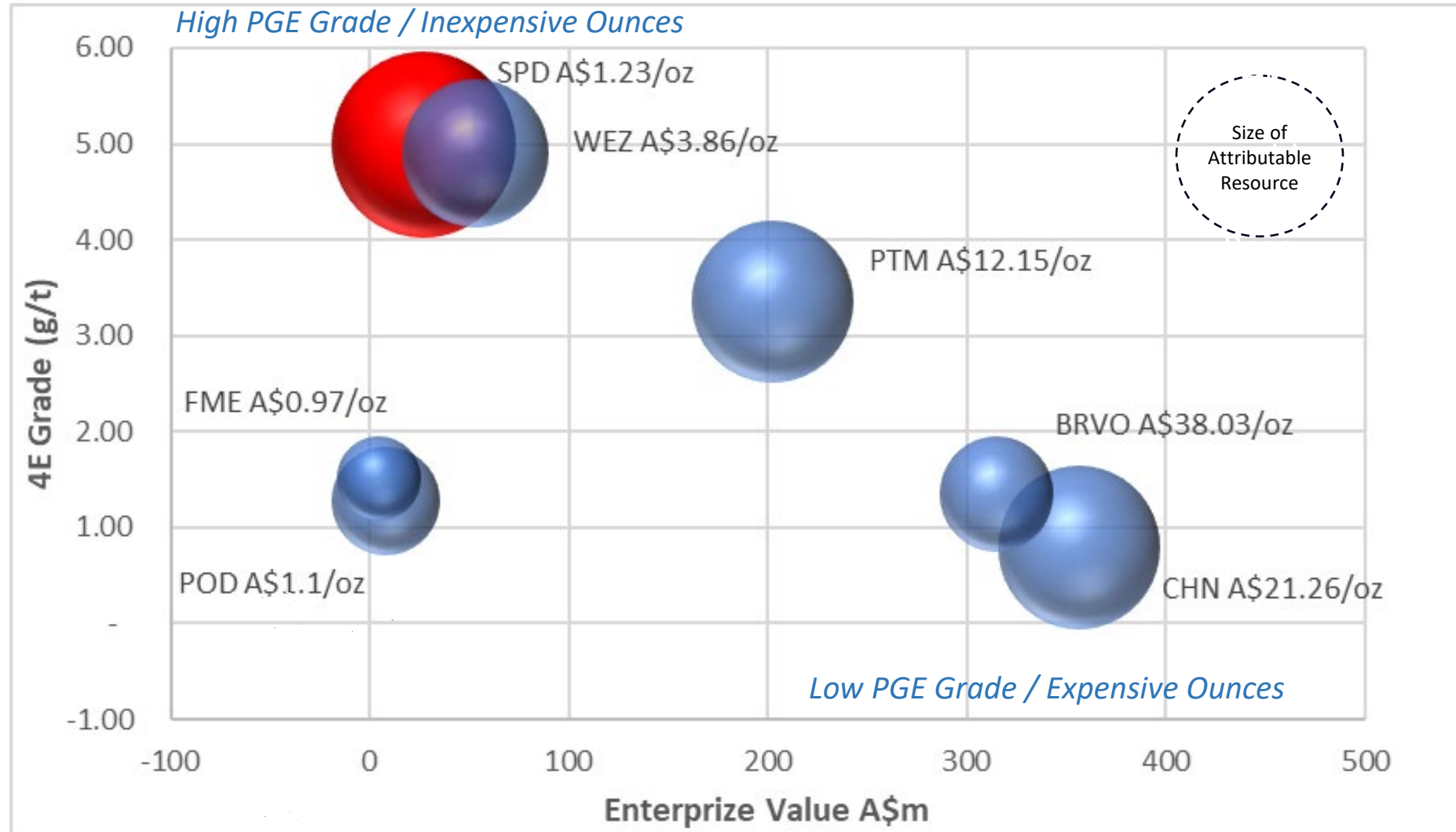
Source: ASX Announcement 7 December 2023

ASX Announcement 27 August 2024

Note: 7E ounces plus Nooitverwacht 4E ounces

BENGWENYAMA UG2 MINERAL RESOURCE UPDATE ¹

INEXPENSIVE OUNCES NOW WITH UPDATED RESOURCE



Note: Calculations based on data sourced from Company Reports tabled in Appendix 1

PGM DYNAMICS ARE EXPERIENCING A CHANGE



- **Decline in primary mine production:** South Africa’s PGM production profile likely to decline marginally over the next few years as older deep level shafts face closure.
- **Decline in Recycling:** Recycling rates have been decreasing for several years, further tightening supply. Recycling won’t recover strongly due to shortage of scrap stock.
- **Metal Deficits:** JM forecast deficits for Pt, Pd Rh and Ru for 2024, and WPIC predicts supply-to-demand deficits for Pt each year out to 2028.

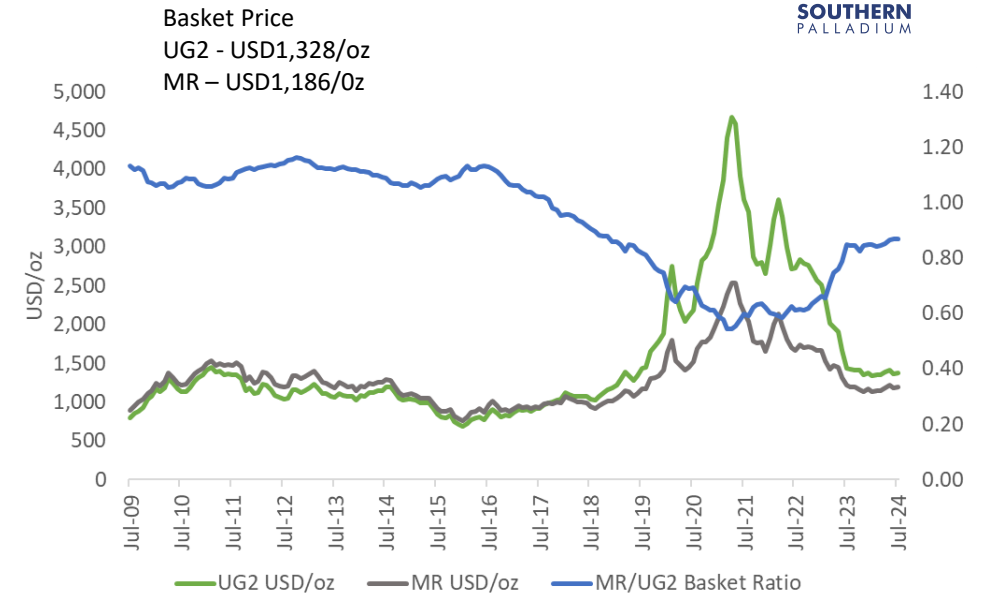
- **Disruption of the BEV Market:** growth in Battery Electric Vehicle (BEV) sales has plateaued.

- BEVs facing range, charging and resale headwinds.
- Severe tariffs on Chinese BEV exports to the EU.

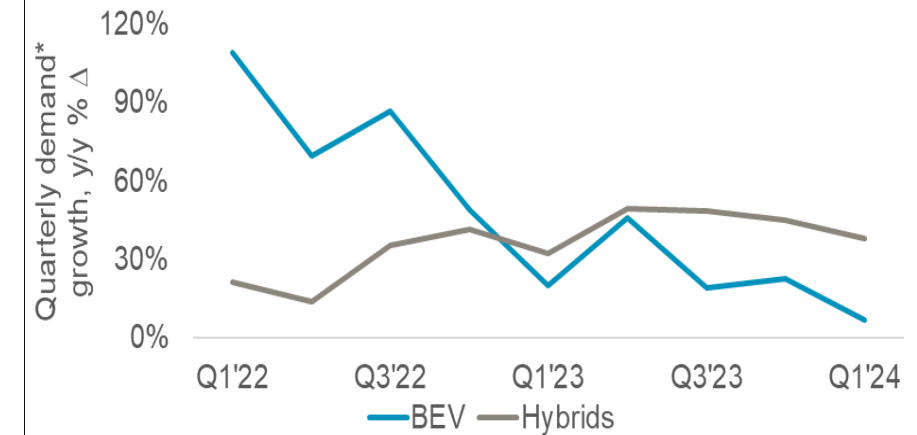
- **Hybrid Vehicle Sales Growth:** Hybrid vehicle sales growth higher than expected, with PGM autocat loadings higher than those in traditional internal combustion engines (ICEs).

- **ICE supply higher for longer:** With changing market sentiment, ICE supply is expected to be higher for longer versus original expectation of competition from BEVs.

- **Jewellery Demand:** Widespread positivity and significant growth from India



Rate of BEV market share gains are slowing



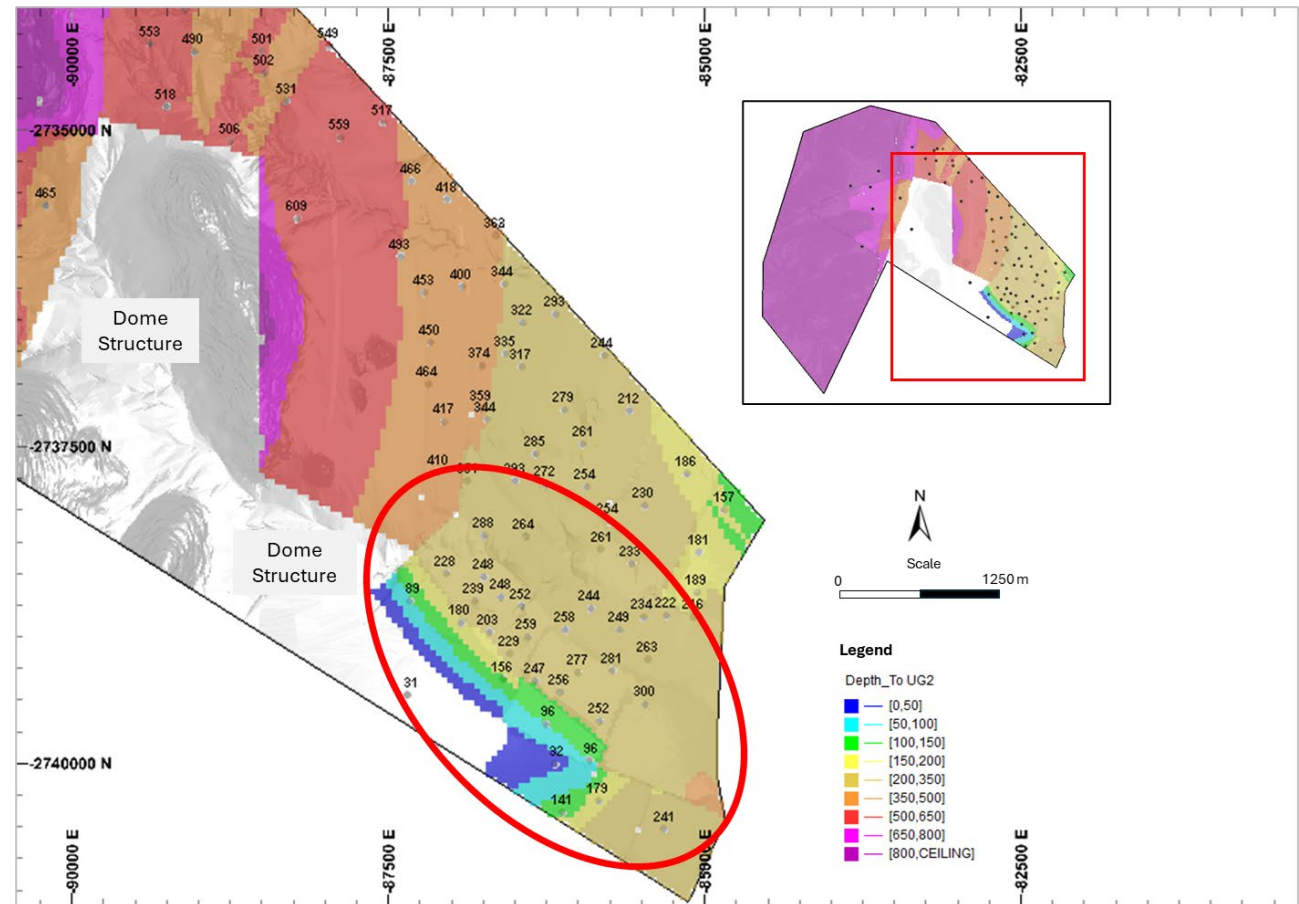
Source: WPIC

BENGWENYAMA UG2 MINERAL RESOURCE UPDATE ¹

SHORT TERM OUTLOOK

- PFS on track for completion in early Q4 2024 targeting the shallow end of the orebody.
- The Environmental Impact Assessment (EIA) report submitted - acknowledgment letter from the DMRE issued on 22 July 2024.
- Additional permit applications, including Waste Management and Water Use Licences, are currently in progress
- Project is well-funded to complete the PFS using existing cash reserves which stood at A\$6.22m (SPD+MUM) at 30 June 2024²

UG2 Reef Depth Below Surface



Source:

1. ASX Announcement 27 August 2024
2. ASX Announcement 31 July 2024

INVESTMENT SUMMARY

	LOCATION	<ul style="list-style-type: none"> • The right address amongst Tier 1 operations • Excellent access to infrastructure
	UNLOCKING POTENTIAL	<ul style="list-style-type: none"> • Scoping Study outlines significant upside • Resource upgrade highlights quality and scale of mineralisation
	GREEN ECONOMY	<ul style="list-style-type: none"> • Global carbon reduction the growing green hydrogen market and ICE emission control has stimulated renewed interest in PGMs
	MANAGEMENT TEAM	<ul style="list-style-type: none"> • Management team with an outstanding track record in PGMs, South Africa, mine project development and mining experience
	RAPID ADVANCEMENT	<ul style="list-style-type: none"> • Resource upgrade and Scoping Study completed on time • Independently reviewed pre-feasibility by 2nd Half of 2024 • Financial advisors appointed to evaluate funding options
	ATTRACTIVE VALUE	<ul style="list-style-type: none"> • Project appears to be very robust. • Very inexpensive EV/resource oz. • Undervalued Tier 1 PGM opportunity





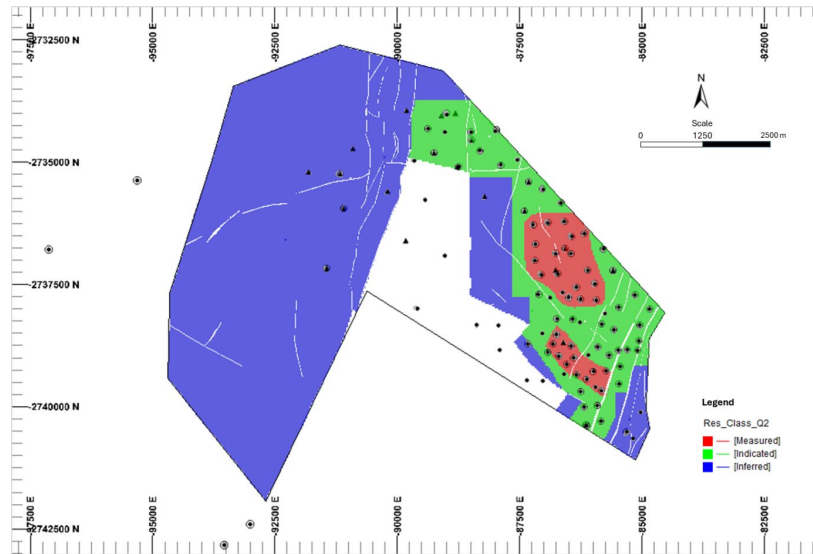
Appendix



MINERAL RESOURCE ESTIMATE (JORC CODE 2012), 1 AUGUST 2024



Reef	Resource Category	Tonnes	Thickness	4E	7E	Cu	Ni	Moz (4E)	Moz (7E)
		Mt	(m)	(g/t)	(g/t)	(%)	(%)		
Merensky	Indicated	21.59	2.05	2.48	2.75	0.04	0.12	1.72	1.91
Merensky	Inferred	77.90	1.97	3.10	3.43	0.03	0.12	7.77	8.60
Merensky	Total	99.49	1.99	2.97	3.28	0.04	0.12	9.49	10.50
UG2	Measured	7.17	0.77	8.34	10.00	0.03	0.16	1.92	2.30
UG2	Indicated	18.52	0.72	8.19	9.85	0.04	0.16	4.88	5.86
UG2	Inferred	33.01	0.69	8.04	9.70	0.04	0.17	8.54	10.30
UG2	Total	58.70	0.71	8.12	9.78	0.04	0.17	15.33	18.46
Merensky & UG2 Total (7E)		158.19	1.52	4.88	5.70	0.04	0.14	24.82	28.97
UG2	Inferred Nooit. Ext. (4E)	36.12	1.30	5.47				6.35	
UG2	Total (4E)	94.82	0.93	7.11				21.68	
Merensky & UG2 Total (4E)		194.31	1.48	4.99				31.17	



Prill Split

(4E)	Pt	Pd	Rh	Au	Ir	Os	Ru
Merensky	65%	26%	4%	5%			
UG2	45%	45%	9%	1%			
(7E)	Pt	Pd	Rh	Au	Ir	Os	Ru
Merensky	58%	24%	4%	4%	1%	1%	8%
UG2	37%	37%	8%	1%	3%	2%	12%

EV/OZ CALCULATIONS



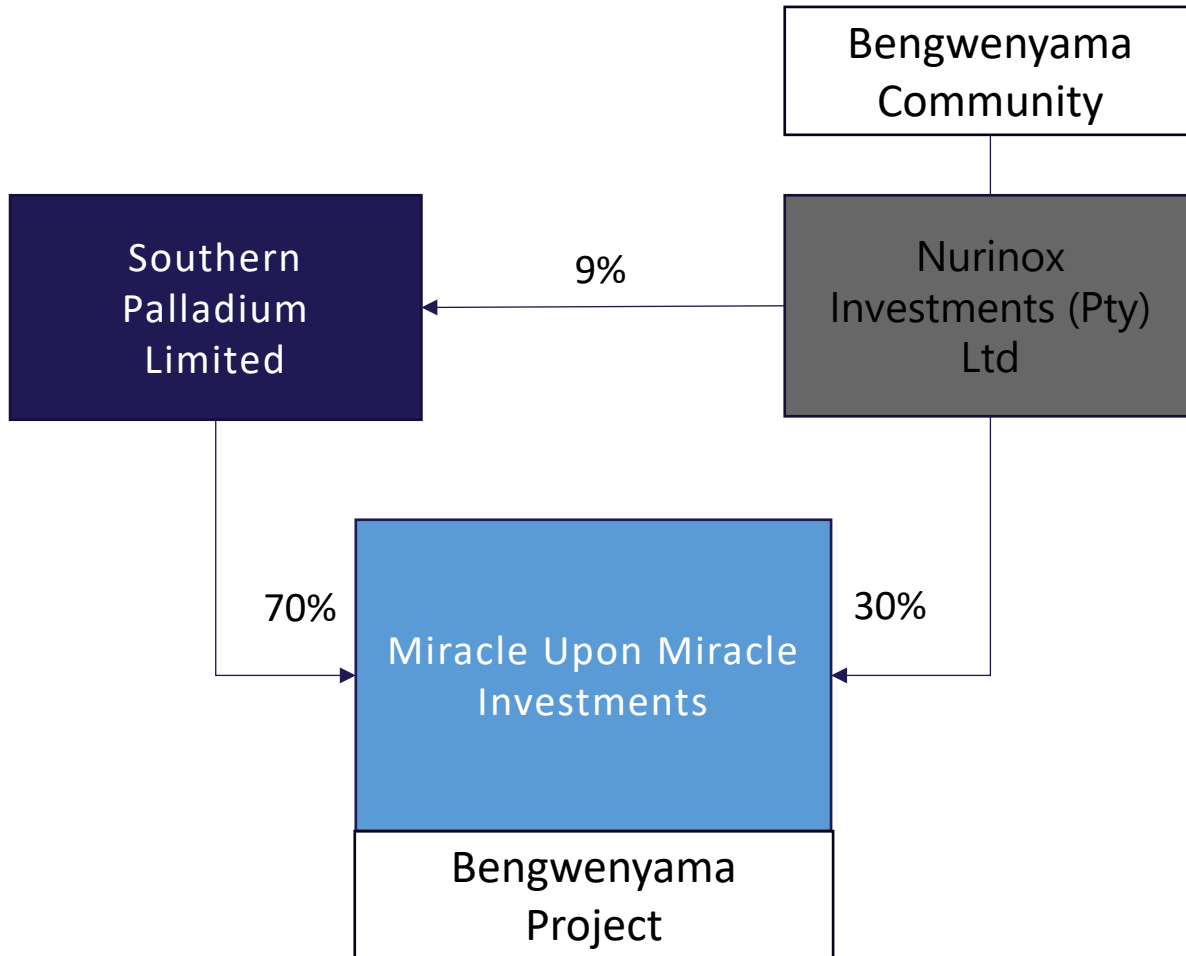
Name and Ticker	Exchange	Mkt Cap (A\$m)	Cash (A\$m)	Debt (A\$m)	Enterprise Value (A\$m)	Attributable Resource M,I & I (4E Moz)	M&I as % of total Resources	Grade (4E g/t)	Enterprise Value (A\$) /Resource oz	Sources	Status
Podium Minerals Limited (POD)	ASX	11.13	2.80	0	8.34	7.53	0%	1.28	1.11	30 June 2023 Annual Report, June 2024 Quarterly Activities Report (30 July 2024)	Scoping Study
Chalice Mining Limited (CHN)	ASX	445.36	88.95	0	356.41	16.76	1%	0.79	21.26	2023 Annual Report, June 2024 Quarterly Activities Report (30 July 2024)	Scoping Study
Future Metals NL (FME)	ASX	6.69	2.28	0	4.41	4.51	42%	1.51	0.98	2023 Annual Report, December 2023 Quarterly Activities Report (31 January 2024), June 2024 Quarterly Activities Report (30 July 2024)	Scoping Study
Southern Palladium Limited (SPD/SDL)	ASX/JSE	33.21	6.30	0	26.91	21.82	6%	4.99	1.23	2023 Annual Report, June 2024 Quarterly Report (31 July 2024), ASX announcement 27 August 2024 Bengwenyama UG2 Mineral Resource Update	Scoping Study
Wesizwe Platinum Limited (WEZ)	JSE	62.23	9.83	0.9	53.28	13.79	75%	4.90	3.86	July 2021 R&R CPR, 2023 Annual Financial Report	Operational Downscaling
Platinum Group Metals Ltd. (PTM)	TSX	212.34	7.03	0	205.31	16.67	79%	3.35	12.31	3rd Quarter report ended May 31, 2024 (11 July 2024)	Definitive Feasibility Study
Bravo Mining Corp. (BRVO)	TSX Venture	352.96	41.01	0	311.95	8.28	39%	1.35	37.66	Financial Statements six months ended 30 June 2024, Technical Report 22 October 2023	Exploration

The information relating to Southern Palladium’s resources above is extracted from the report entitled “Bengwenyama UG2 Mineral Resource Update: Measured Resource of 2.3 Moz at 10g/t (7E), Total Combined Resource now 35 Moz” created on 27 August 2024 and is available to view on www.southernpalladium.com. The Company confirms that it is not aware of any new information or data that materially affects the information included in the original market announcement and, in the case of estimates of Mineral Resources or Ore Reserves, that all material assumptions and technical parameters underpinning the estimates in the relevant market announcement continue to apply and have not materially changed. The company confirms that the form and context in which the Competent Person’s findings are presented have not been materially modified from the original market announcement.

Note: Calculations based on data sourced from Company Reports
Prices as at 27 August 2024

SOUTHERN PALLADIUM LIMITED (ASX:SPD,JSE:SDL)

CORPORATE AND ASSET OWNERSHIP STRUCTURE



BOARD OF DIRECTORS – SOUTHERN PALLADIUM ('SPD')



Roger Baxter
Non-Executive
Chairperson



Johan Odendaal
Managing Director
CEO MUM

NON-EXECUTIVE DIRECTORS
 Mike Stirzaker **NED MUM**
 Daan van Heerden **NED MUM**
 Lindi Nkosi **Chairperson MUM**
 Rob Thomson
COMPANY SECRETARY
 Andrew Cooke

BOARD OF DIRECTORS – MIRACLE UPON MIRACLE ('MUM')



Adv. Lindi Nkosi-Thomas
Non-Executive
Chairperson



Daniel Nkosi
Executive Director –
Site Manager and
Community Affairs



Joel Nkosi
Non-Executive
Director, Deputy
Chairman
Bengwenyama
Traditional Council

EXPLORATION MANAGERS: Minxcon – Uwe Engelmann

Capital Structure Summary

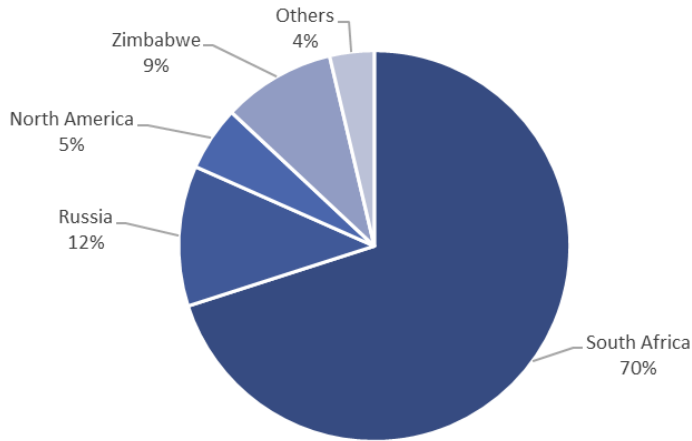
	A\$	ZAR
Total number of shares issued	89.75m	
Market cap	34m	448m
Cash at Bank (30 June 2024)	6.3m	75m
Enterprise Value	27m	373m
Founder Deferred Shares*	1.2m	
Options with exercise price (A\$0.875) at 75% premium to IPO issue price	7.14m	
Share Price ASX/JSE	37cps	499cps

* SPD + MUM
 * Issued if at least 2,000,000 oz of PGM (4E) Reserves have been identified, comprising at least 15 million tonnes and a grade of at least 3.0 grams per tonne within four years after the IPO date

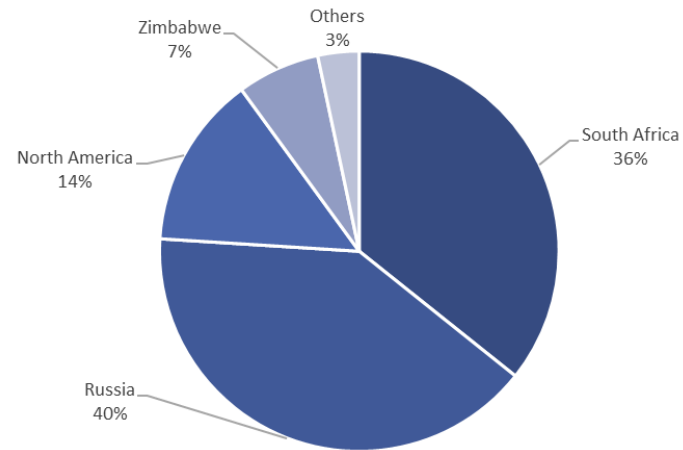
PLATINUM GROUP METAL INDUSTRY -2024



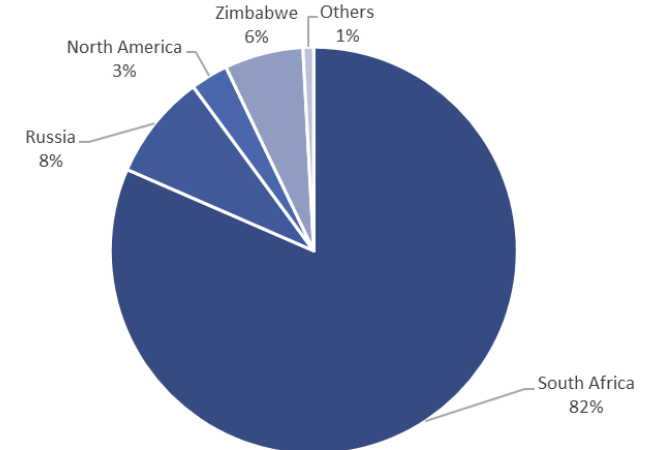
Platinum Supply - 5,681koz



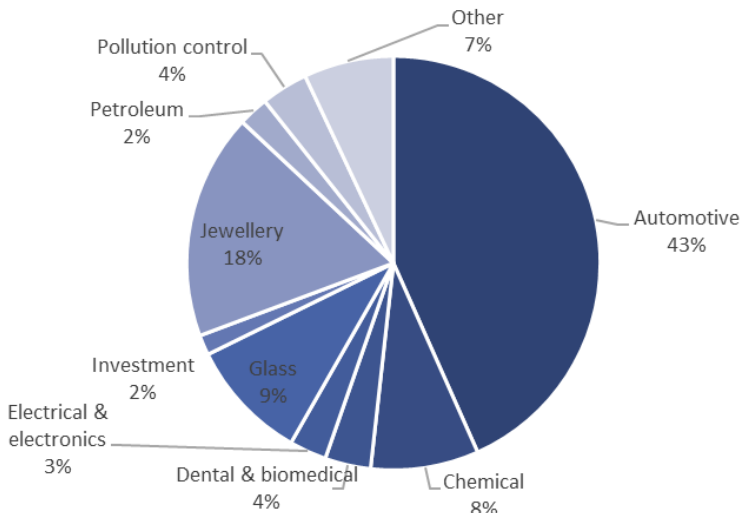
Palladium Supply – 6,454koz



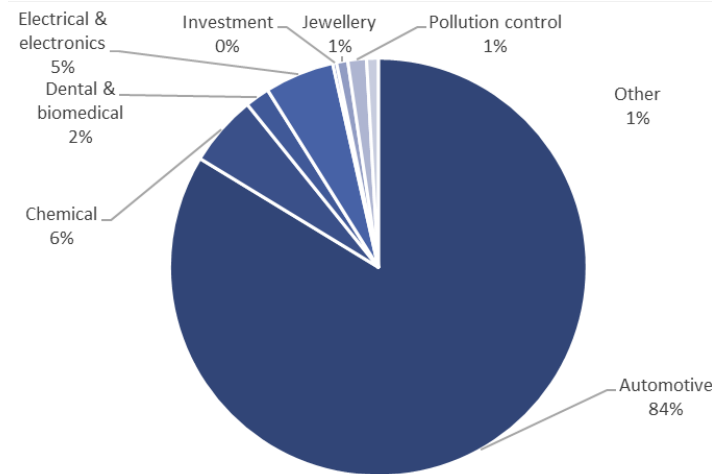
Rhodium Supply - 704koz



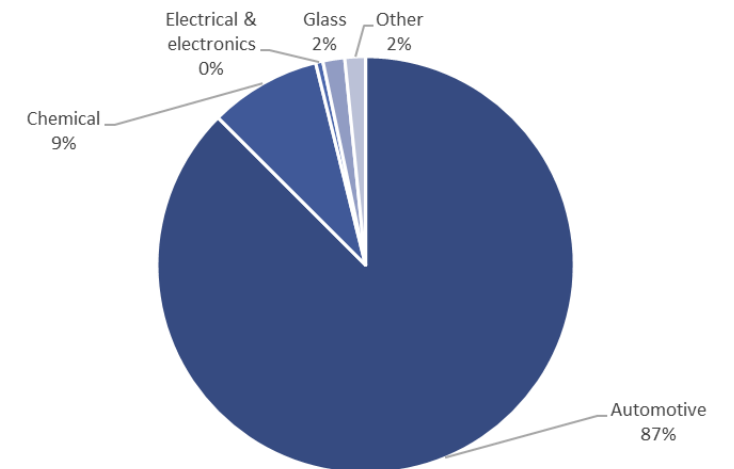
Secondary Supply – 1,335koz
Platinum Demand – 7,614 koz



Secondary Supply – 2,919koz
Palladium Demand – 9,731koz



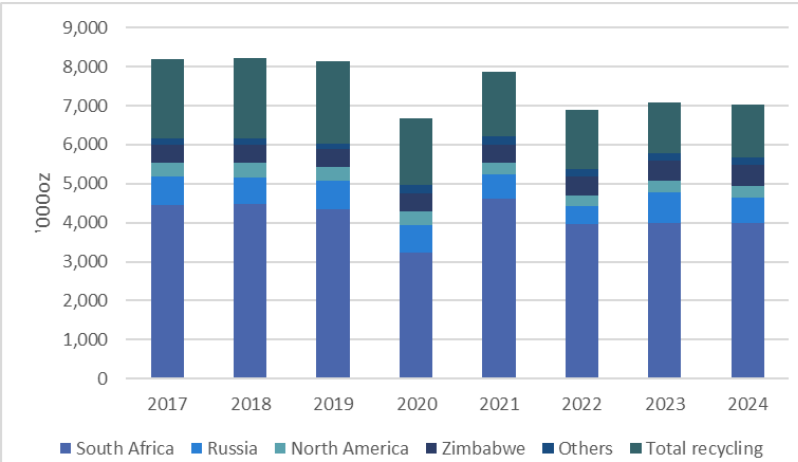
Secondary Supply – 295koz
Rhodium Demand – 1,064koz



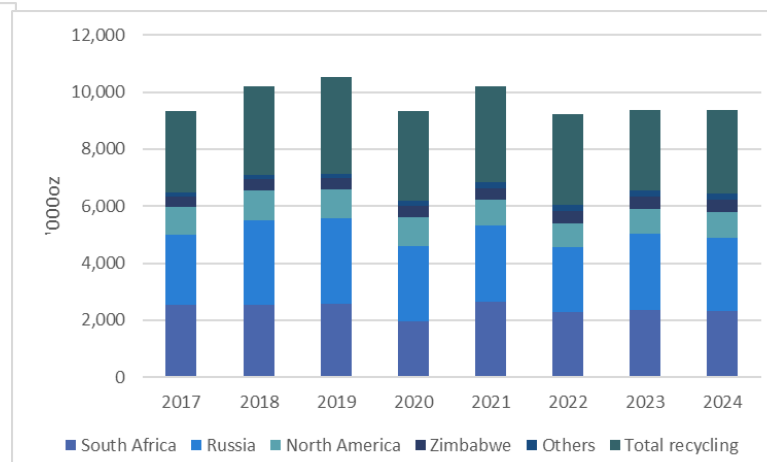
PLATINUM GROUP METAL INDUSTRY -2024



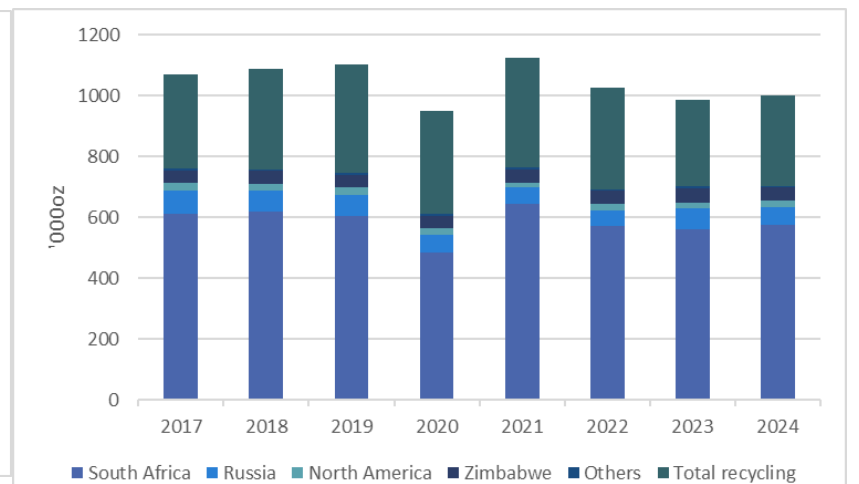
Platinum



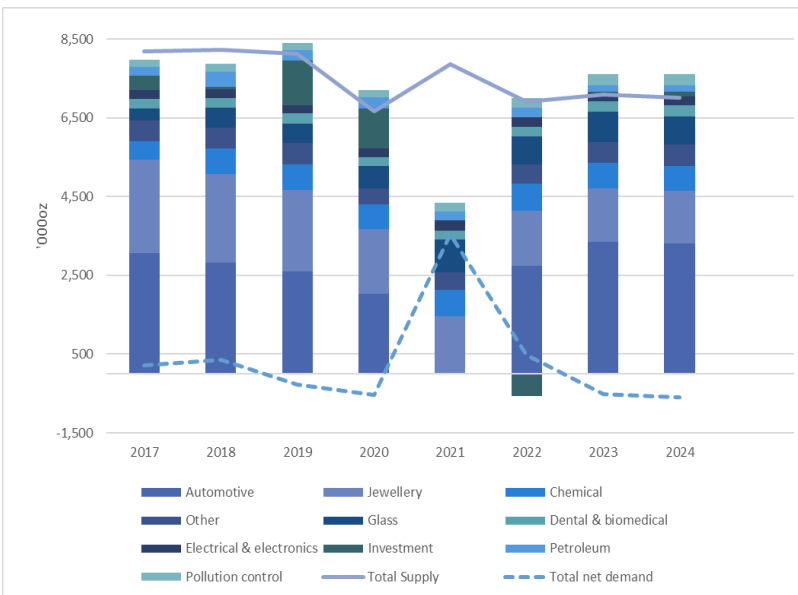
Palladium Supply



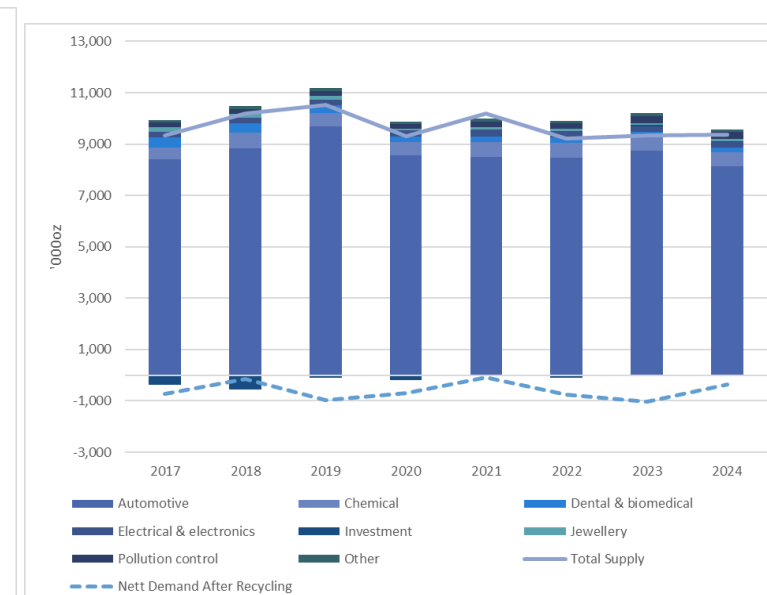
Rhodium Supply



Platinum Demand



Palladium Demand



Rhodium Demand

